

2024 Classic Show Pattern Book

MSU Pavillion | East Lansing, MI



**Pattern Books
Courtesy of the
Non-Pro's
\$2 each**

2024 Judges:
Amy Franks, Bruce Army,
Karen Sartain, Terry Sartain

Weekend High Points

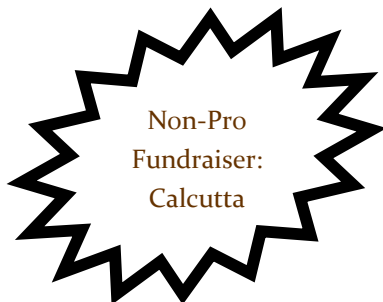
Michigan Appaloosa Classic Show

August 23-25, 2024

MSU Livestock Pavilion ~ East Lansing, Michigan

Friday, 8:00 am

1. Junior (2 years and under) Stallions
2. Senior (3 years and older) Stallions
3. Performance Halter Stallions
- Grand & Reserve Stallions**
4. ***All Breed All Age Stallions
5. Non-Pro Stallions
6. Junior (2 years and under) Geldings
7. Senior (3 years and older) Geldings (incentive \$\$)
8. Performance Halter Geldings
- Grand & Reserve Geldings**
9. ***All Breed All Age Geldings
10. Youth Geldings
11. Non-Pro Geldings
12. Junior (2 years and under) Mares
13. Senior (3 years and older) Mares (incentive \$\$)
14. Performance Halter Mares
- Grand & Reserve Mares**
15. ***All Breed All Age Mares
16. Youth Mares
17. Non-Pro Mares
18. Youth Most Colorful at Halter
19. Non-Pro Most Colorful at Halter
20. Most Colorful at Halter
- **15 minute break****
21. Open Western Riding
22. Youth Western Riding
23. Non-Pro Western Riding
24. Non-Pro Ranch Horse Pleasure
25. Non-Pro Walk Trot Ranch Horse Pleasure
26. ***All Breed Ranch Pleasure
27. Youth Ranch Horse Pleasure
28. Non-Pro Ranch Horse Riding
29. Non-Pro Walk Trot Ranch Horse Riding
30. ***All Breed Ranch Riding
31. Youth Ranch Horse Riding
- **Break with paid trail practice****
32. Yearling In-Hand Trail
33. ***All Breed Walk Trot Trail
34. Walk Trot Trail 18 & Under
35. Non-Pro Walk Trot Trail
36. ***All Breed Trail
37. Open Trail
38. Novice Non-Pro Trail
39. Youth Trail
40. Non-Pro Trail
41. ***All Breed Ranch Horse Trail
42. Open Ranch Horse Trail
43. Non-Pro Ranch Horse Trail



44. Youth Ranch Horse Trail
45. Non-Pro Walk Trot Ranch Horse Trail
46. Open Ranch Horse Pleasure (incentive \$\$)
47. Open Ranch Horse Riding
48. Open Ranch Conformation
49. Open Figure Eight Stakes
50. Non-Pro Walk Trot Figure Eight Stakes
51. Youth Figure Eight Stakes
52. Non-Pro Figure Eight Stakes
53. ***All Breed Figure Eight Stakes
54. Walk Trot Figure Eight Stakes 10 & Under
55. Walk Trot Keyhole 10 & Under
56. Open Keyhole
57. Non-Pro Walk Trot Keyhole
58. Youth Keyhole
59. Non-Pro Keyhole
60. ***All Breed Keyhole

Saturday, 8:00 a.m.

61. ***All Breed Showmanship
62. Youth Western Showmanship 18 & Under
63. Novice Youth Western Showmanship 18 & Under
64. ***All Breed Walk Trot Showmanship
65. Walk Trot Showmanship 18 & Under
66. Non-Pro Western Showmanship
67. Novice Non-Pro Western Showmanship
68. Limited Non-Pro Western Showmanship
69. Masters Non-Pro Western Showmanship
70. Youth English Showmanship 18 & Under
71. Lead Line 6 & Under
72. 2 Yr. Snaffle Bit Western Pleasure
73. Youth Bareback Equitation 18 & Under
74. Non-Pro Bareback Equitation
75. ***All Breed Western Pleasure
76. Youth Western Pleasure 18 & Under
77. Novice Youth Western Pleasure 18 & Under
78. Senior Western Pleasure (incentive \$\$)
79. ***All Breed Walk Trot Western Pleasure
80. Walk Trot Western Pleasure 18 & Under
81. Non-Pro Walk Trot Western Pleasure
82. 3 Yr. Snaffle Bit Western Pleasure
83. Non-Pro Western Pleasure
84. Novice Non-Pro Western Pleasure
85. Junior Western Pleasure (incentive \$\$)
86. Limited Non-Pro Western Pleasure
87. Masters Non-Pro Western Pleasure
88. ***All Breed Walk Trot Western Horsemanship
89. Walk Trot Western Horsemanship 18 & Under
90. Non-Pro Walk Trot Western Horsemanship
91. ***All Breed Western Horsemanship

Michigan Appaloosa Classic Show August 23-25, 2024

MSU Livestock Pavilion ~ East Lansing, Michigan

Saturday, continued

92. Youth Western Horsemanship 18 & Under
93. Novice Youth Western Horsemanship 18 & Under
94. Non-Pro Western Horsemanship
95. Novice Non-Pro Western Horsemanship
96. Limited Non-Pro Western Horsemanship
97. Masters Non-Pro Western Horsemanship
98. ***All Breed Reining
99. Open Reining
100. Non-Pro Reining
- Time Trials for MAPHHA Junior Stumps-
101. Walk Trot Camas Prairie Stump Race 10 & Under
- Time Trials for Open Camas Prairie Stumps Race-
102. Non-Pro Walk Trot Camas Prairie Stump Race
103. Open Camas Prairie Stump Race (incentive \$\$)
104. Youth Camas Prairie Stump Race
105. Non-Pro Camas Prairie Stump Race
106. ^^MAPHA Junior Games—Stumps
107. ***All Breed Barrels

Sunday, 8:00a.m.

108. ***All Breed Yearling Longe Line
109. Open Yearling Longe Line
110. Non-Pro Yearling Longe Line
111. Non-Pro Hunter In Hand Stallions
112. Hunter In Hand Stallions
113. Youth Hunter In Hand Geldings
114. Non-Pro Hunter In Hand Geldings
115. Hunter In Hand Geldings
116. Youth Hunter In Hand Mares
117. Non-Pro Hunter In Hand Mares
118. Hunter In Hand Mares
- Time Trials for MAPHHA Junior Stakes-
119. Walk Trot Nez Perce Stake Race 10 & Under
120. Non-Pro Walk Trot Nez Perce Stake Race
121. Open Nez Perce Stake Race (incentive \$\$)



122. Youth Nez Perce Stake Race
123. Non-Pro Nez Perce Stake Race
124. ^^MAPHA Junior Games—Stakes
125. ***All Breed Poles
126. 2 Yr. Snaffle Bit Hunter Under Saddle
127. ***All Breed English Pleasure
128. Junior Hunter Under Saddle (incentive \$\$)
129. ***All Breed Walk Trot English Pleasure
130. Walk Trot Hunter Under Saddle 18 & Under
131. Senior Hunter Under Saddle (incentive \$\$)
132. Non-Pro Walk Trot Hunter Under Saddle
133. Non-Pro Hunter Under Saddle
134. Novice Non-Pro Hunter Under Saddle
135. Limited Non-Pro Hunter Under Saddle
136. Masters Non-Pro Hunter Under Saddle
137. Youth Hunter Under Saddle 18 & Under
138. Novice Youth Hunter Under Saddle 18 & Under
139. 3 Yr. Snaffle Bit Hunter Under Saddle
140. ***All Breed Walk Trot Hunt Seat Equitation
141. Walk Trot Hunt Seat Equitation 18 & Under
142. Non-Pro Walk Trot Hunt Seat Equitation
143. Non-Pro Hunt Seat Equitation
144. Novice Non-Pro Hunt Seat Equitation
145. Limited Non-Pro Hunt Seat Equitation
146. Masters Non-Pro Hunt Seat Equitation
147. ***All Breed Hunt Seat Equitation
148. Youth Hunt Seat Equitation 18 & Under
149. Novice Youth Hunt Seat Equitation 18 & Under
150. Open Saddle Seat Pleasure
151. Non-Pro Saddle Seat Pleasure
152. Non-Pro Saddle Seat Equitation

Office & Entry Fees

UNLESS OTHERWISE NOTED, CLASSES OPEN TO APPALOOSA ENTRIES ONLY.

Office Charge - \$10/Horse Shown

Appaloosa Blanket Fee - \$125 (One Horse or One Rider)

(ApHC Fees & Stalls Are Not Included in the Blanket Fee!)

Youth/Non Pro Entry: \$25 per Class Plus \$4 ApHC Fee/Class

Open Entry: \$25 per Class Plus \$8 ApHC Fee/Class

***All Breed Entry Fee: \$12 per class. Show to 2 judges; open to all breeds and all age exhibitors; walk trot entries cannot cross enter walk trot canter classes.

No arrivals before 8a.m. on August 22, 2024

Please Make Checks Payable to the MAPHHA ~No Refunds!

Directions

MSU Livestock Pavilion, 4301 Farm Lane, Lansing, MI 48910

Area Hotels

Best Western-Okemos Mention the MI Appaloosa Club and receive a
517-349-8700 discounted room rate.

Show Information:

- Lunch breaks will be announced throughout the show.

Stall Fees:

\$70/Stall

For Reservations, Please Contact:

Sharon Clark
(517)589-9711
appaloosastalls@yahoo.com

Camping Fees: \$35/night/space

Show Information, Please

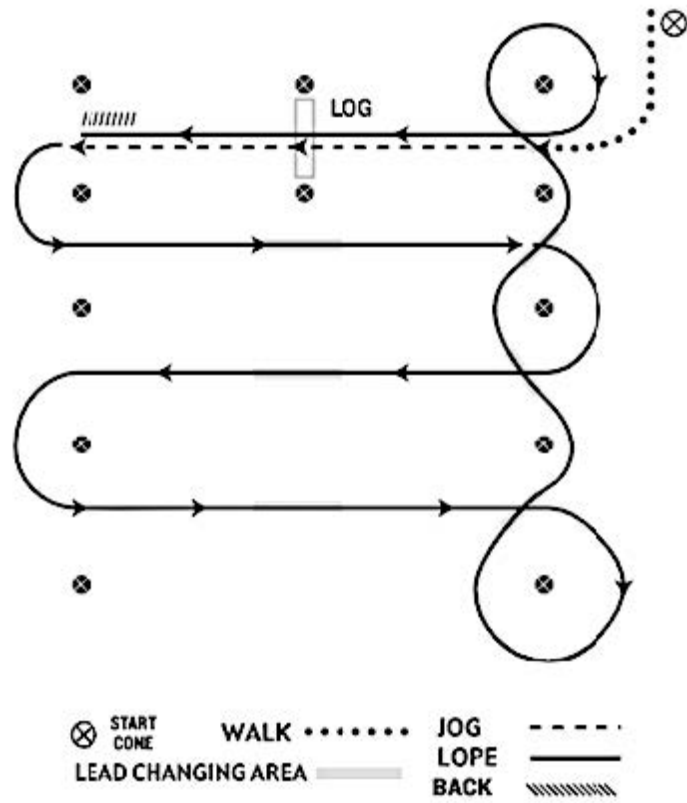
Contact:

Brad Stirling – (810)790-0709

Visit Our Website:

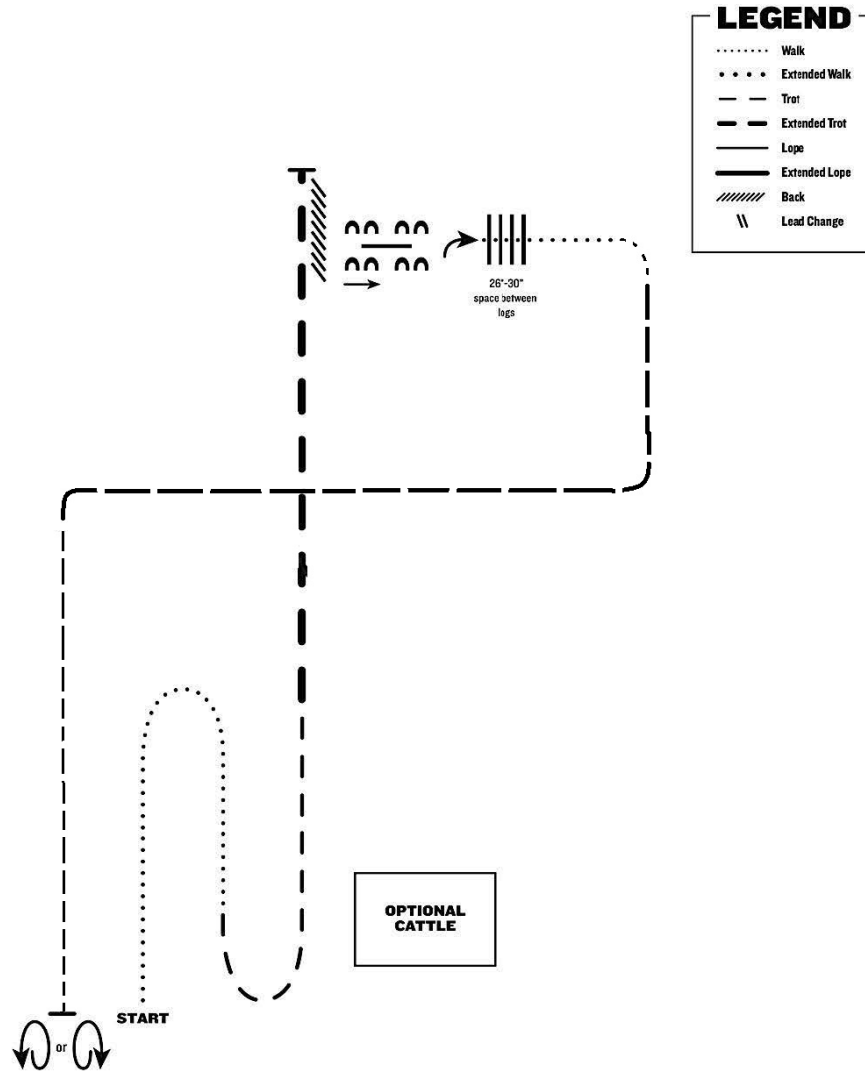
www.michappclub.com

Western Riding



1. Walk at least 15 feet from start cone to the first marker, as drawn, transition to jog, jog over log.
2. Transition to the lope, on the left lead
3. First crossing change
4. Second crossing change
5. Third crossing change
6. Circle & first line change
7. Second line change
8. Third line change
9. Fourth line change & circle
10. Lope over log
11. Lope, stop & back

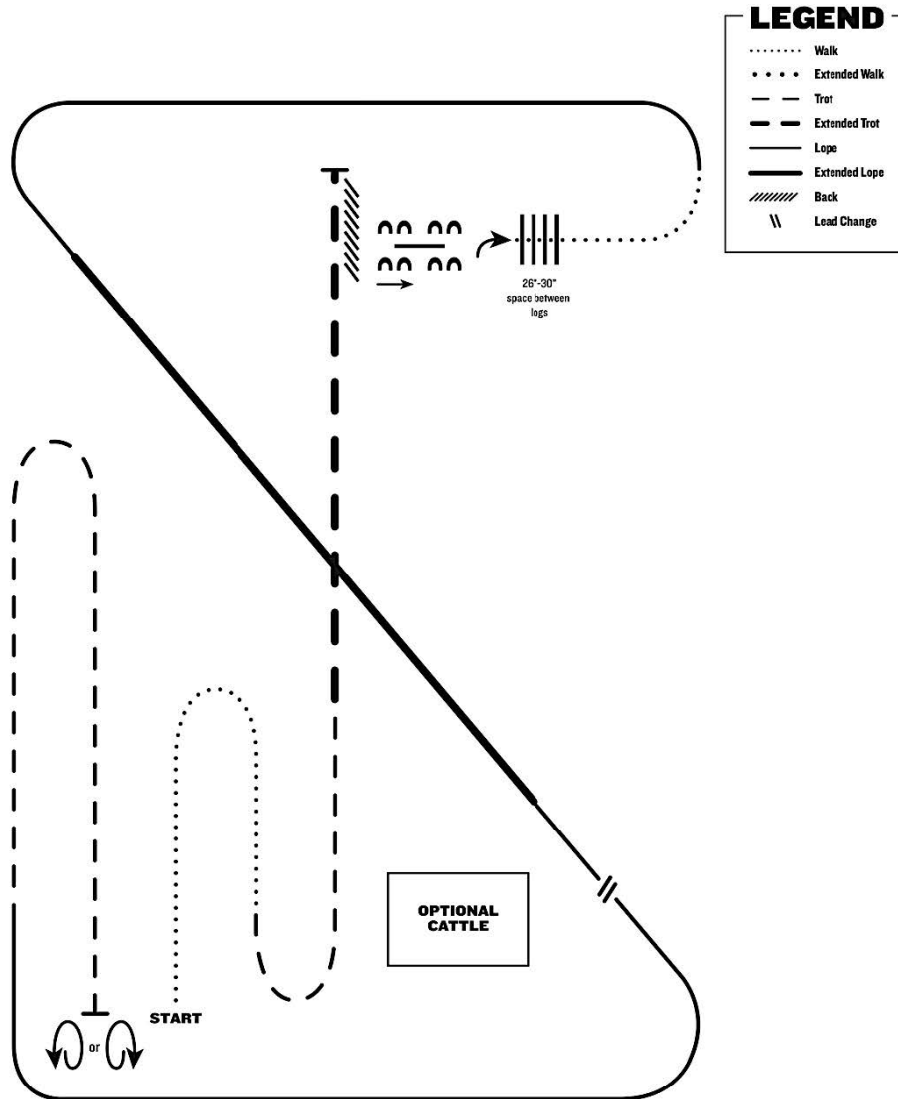
Walk Trot Ranch Riding



1. Walk
2. Trot
3. Extended trot
4. Stop and back
5. Side pass right over log
6. 1/4 turn right, walk over logs
7. Walk
8. Extended Trot after corner
9. Trot after 2nd corner.
10. Stop, 360 turn either direction.

Note: The drawn description of this pattern is only intended for the general depiction of the pattern. Exhibitors should utilize the arena space to best exhibit their horses.

Ranch Riding



1. Walk
2. Trot
3. Extended trot
4. Stop and back
5. Side pass right over log
6. 1/4 turn right, walk over logs
7. Walk
8. Lope left lead
9. Extended lope left lead
10. Collect lope, change leads (simple or flying)
11. Lope right lead
12. Trot
13. Stop, one 360° turn either direction

Note: The drawn description of this pattern is only intended for the general depiction of the pattern. Exhibitors should utilize the arena space to best exhibit their horses.

2024 MApHA Show Sponsors

Season High Point Youth 18 & Under



When protecting your
Country Estate, the
**EXPERIENCE
MATTERS.**

Call the **Fuerstenau Burkett
Agency** today!
(517) 321-9100
FBInsAgent.com
aburket@fbinsmi.com



Season Reserve High Point Masters Non Pro



Season High Point Masters Non Pro

Dazey Sue & Katie Rose Performance horses



Season Reserve High Point Youth Walk-Trot



Season Res. High Point All Breed Walk-Trot



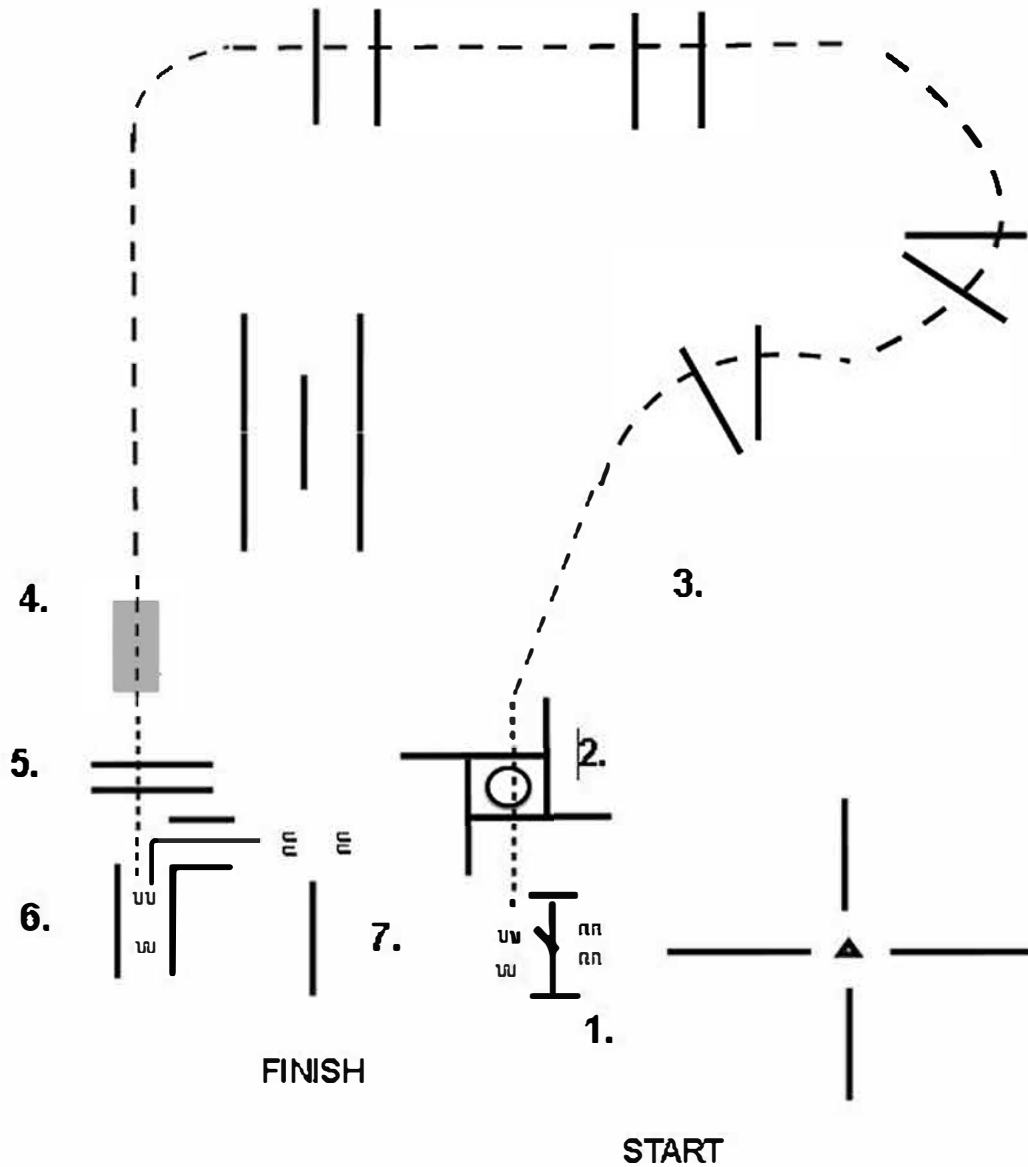
Season High Point Non Pro



Season Reserve High Point Youth 18 & Under

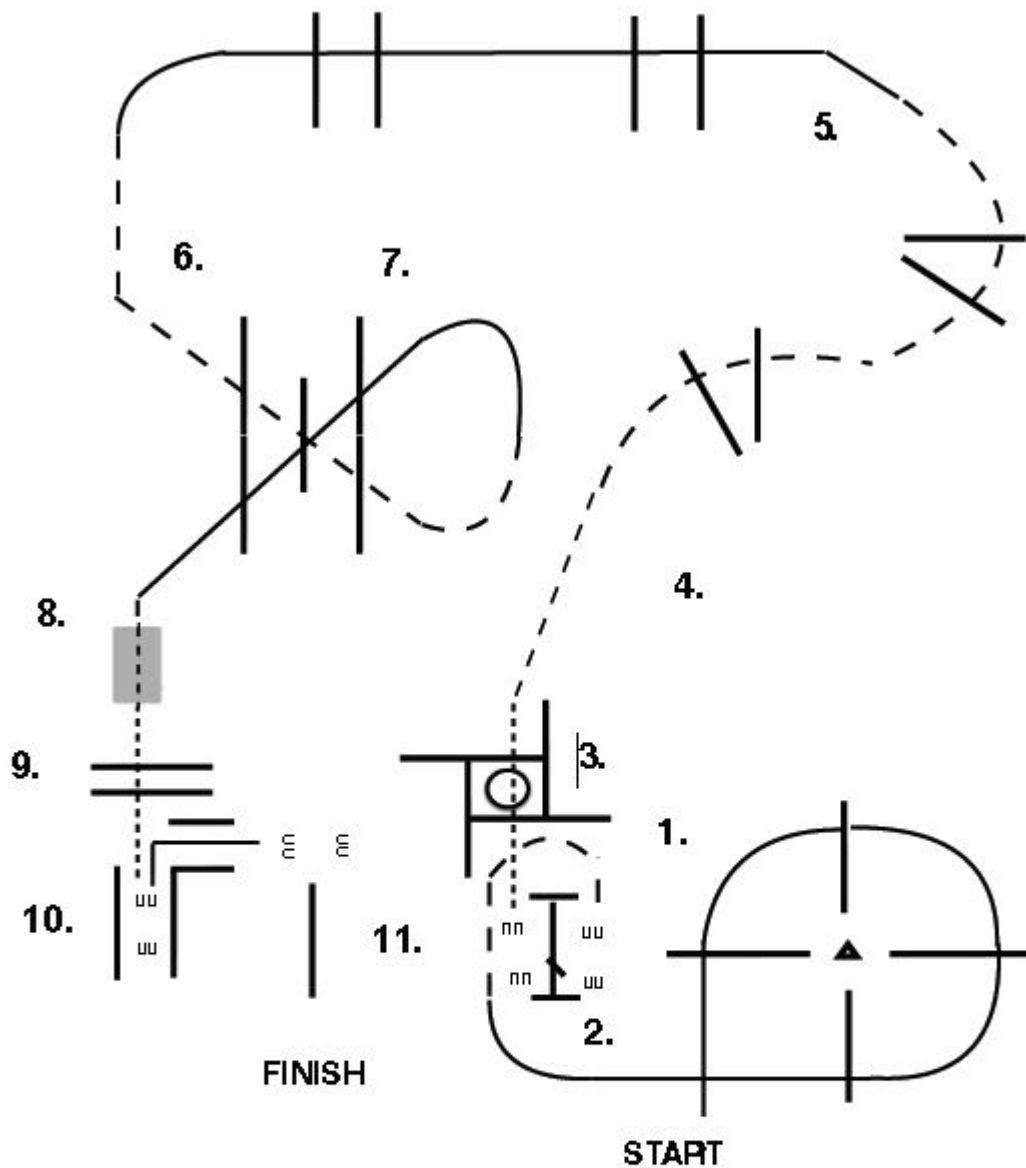


In Hand And Walk Trot Trail



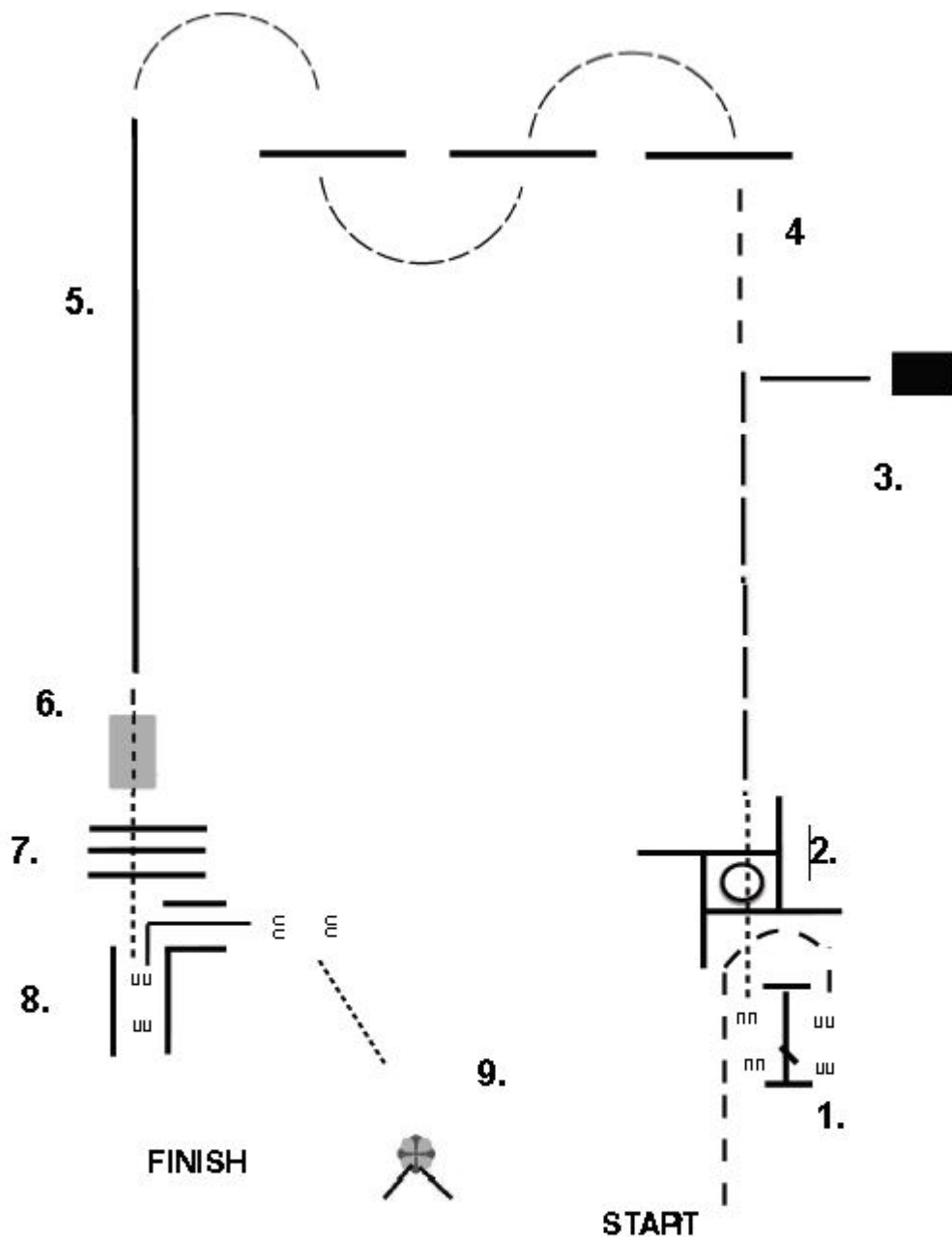
1. WALK TO GATE, WORK GATE LEFT HAND
2. TURN 180 WALK INTO BOX, EXECUTE A 360 TURN EITHER WAY, WALK OUT BOX.
3. JOG OVER POLES.
4. BREAK TO THE WALK, WALK OVER BRIDGE.
5. WALK OVER POLES AND INTO CHUTE
6. BACK AROUND CORNER, BACK BETWEEN POLES, BACK OUT CHUTE.
7. SIDE PASS LEFT OVER LOG

Trail



1. LOPE OVER POLES (RIGHT LEAD).
2. BREAK TO THE JOG, JOG UP TO GATE. WORK GATE RIGHT HAND.
3. WALK INTO BOX, EXECUTE A 360 TURN EITHER WAY, WALK OUT BOX.
4. JOG OVER POLES.
5. LOPE OVER POLES (LEFT LEAD).
6. BREAK TO THE JOG, JOG OVER POLES.
7. LOPE OVER POLES (LEFT LEAD).
8. BREAK TO THE WALK, WALK OVER BRIDGE
9. WALK OVER POLES AND INTO CHUTE
10. BACK AROUND CORNER, BACK BETWEEN POLES, BACK OUT CHUTE.
11. SIDE PASS LEFT OVER LOG

Ranch Trail
Walk Trot to Extend Trot @ 5.



1. JOG AROUND AND UP TO GATE. WORK GATE RIGHT HAND.
2. WALK INTO BOX, EXECUTE A 360 TURN EITHER WAY, WALK OUT BOX.
3. EXTENDED TROT TO LOG. SIDE PASS LOG, CHECK MAIL, SIDE PASS LOG
4. TROT OVER POLES
5. LOPE LEFT LEAD TO BRIDGE.
6. BREAK TO THE WALK, WALK OVER BRIDGE
7. WALK OVER POLES AND INTO CHUTE
8. BACK AROUND CORNER, BACK BETWEEN POLES, BACK OUT CHUTE.
9. WALK TOWARDS DUMMY, DISMOUNT, ROPE DUMMY. LEAD HORSE OUT PATTERN COMPLETE.

2024 MAPHHA Classic Show Sponsors

High Point Non Pro Walk Trot

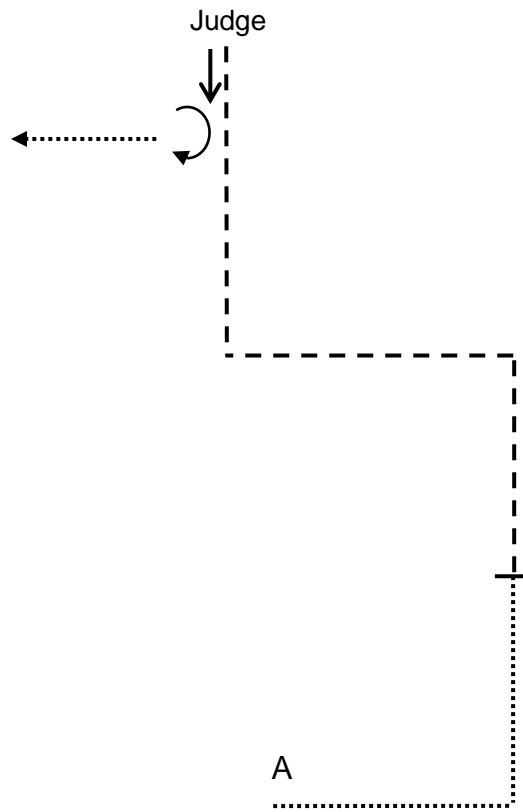


Reserve High Point Non Pro Walk Trot

The Outpost

230 S Cedar st, Mason, MI,

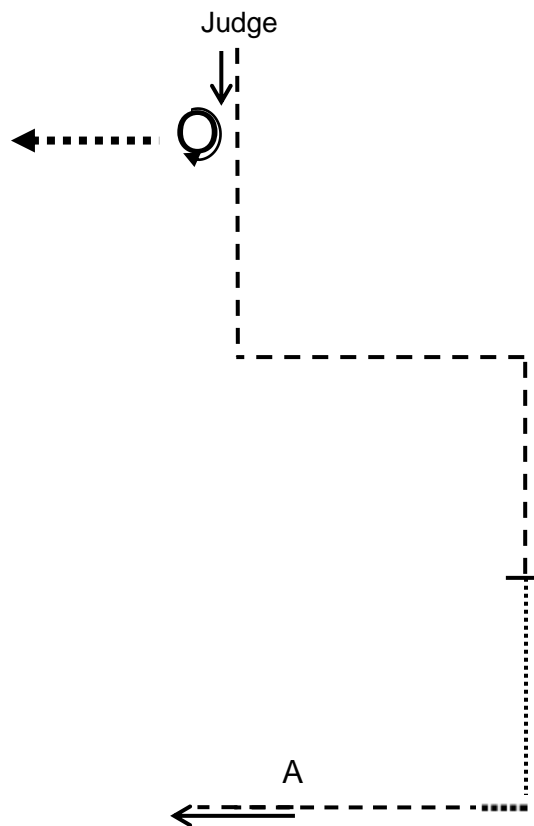
Walk Trot Showmanship



Begin at A

1. Walk square corner and half of line as shown, stop
2. Trot two square corners and to judge
3. Setup
4. Inspection
5. When excused, back 4 steps
6. 270° ($\frac{3}{4}$) turn
7. Exit at a walk

Showmanship



Begin at A

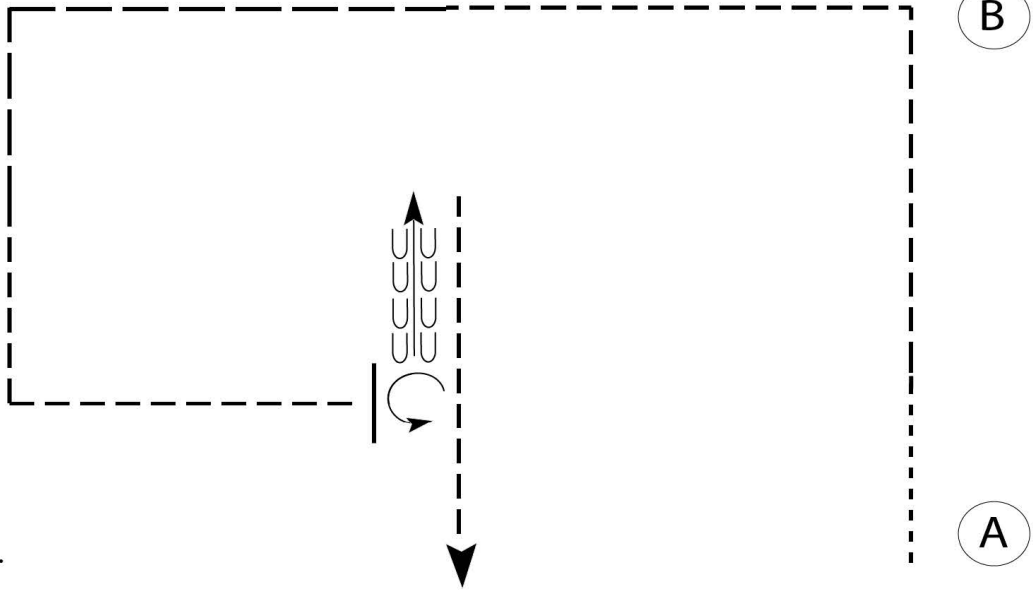
1. Back
2. Trot past A
3. Walk square corner and half of line as shown, stop
4. Trot two square corners and to judge
5. Setup
6. Inspection
7. When excused, back 4 steps
8. Stop
9. 630° ($1\frac{3}{4}$) turn
10. Exit at a forward walk

2024 MApHA Classic Show

Walk Trot Western Horsemanship

w w w . H o r s e S h o w P a t t e r n s . c o m

w w w . H o r s e S h o w P a t t e r n s . c o m



Be ready at A.

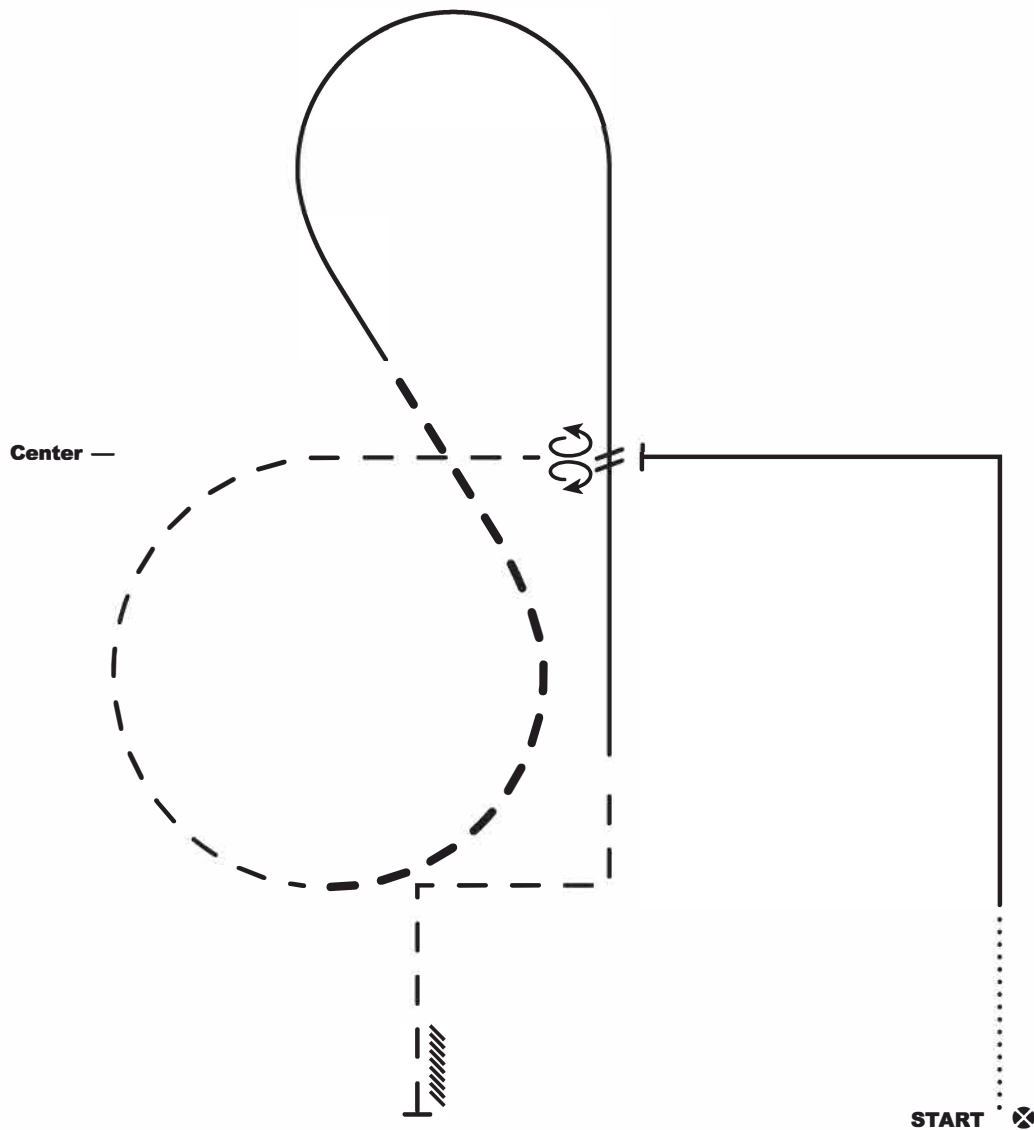
1. Walk approximately 2 horse lengths from A.
Jog to B and a square corner to center.
2. Extended jog thru first square corner. Slow to a jog midway and continue to jog through second corner.
3. Stop and perform a 270 degree turn to the left.
Back one horse length.
4. Pattern is complete. Exit at the jog.

Walk	-----
Jog	- - - - -
Extended Jog	- - - - -
Lope	—————
Lead Change	— / —
Back	← — — — —
Marker	(B)

[WH/WT-108]

Pattern Provided by:
MApHA Non Pro

Western Horsemanship & Bareback

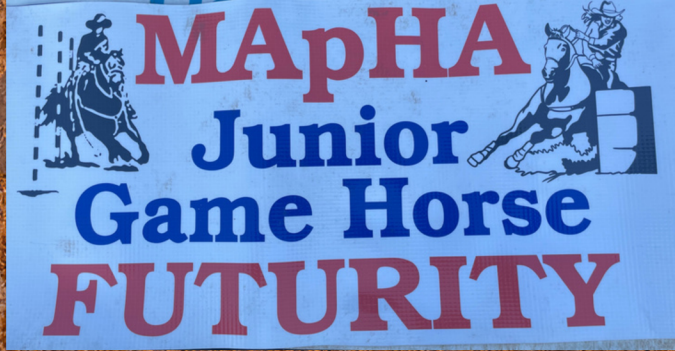


1. Walk approximately 2 horse lengths, lope left lead around square corner to center, stop at midline
2. Execute a 360° turn each direction, either direction first
3. Jog a half circle building to an extended jog in second half
4. After passing center, lope right lead around loop, continue down midline
5. Change leads (simple or flying) upon crossing center, continue down midline
6. Jog two square corners as shown
7. Stop when even with the start cone, back approximately 1 horse length
Pattern is complete.

Note: The drawn description of this pattern is only intended for the general depiction of the pattern. Riders should use the space as needed to best exhibit their horses.



HOME TO:
GAY BARS SILVER



Verplank

Thank You to Our Sponsors



Jim and Kerry Ellis
Stephanie Marcus
Keven, Frannie & Jaxine Griffith
Tina Purvis & Family
Paul & Jill Labroski
Rikki, Tony & Harper Anger-Higelmire
Shannon Olson & Sweet Southern Belle

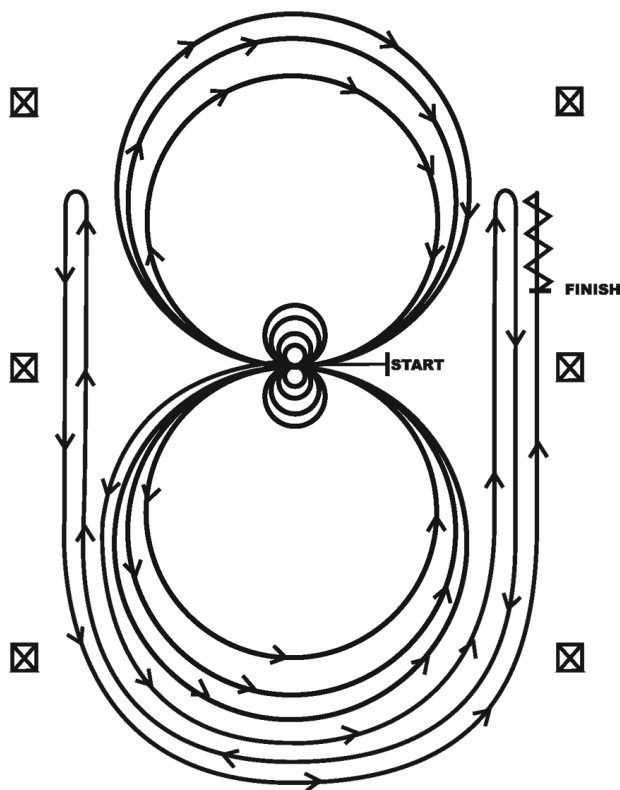
Carl, Jackie & Kristeena Wright
Barb Korson
Mike, Amanda & Quinn Mayer
Andrea Gilchrist & Debra Stahl
Judy Karasinski Panetta
Bob & Julie Hutchinson



2024 MApHA Classic Show

Reining

REINING PATTERN 13



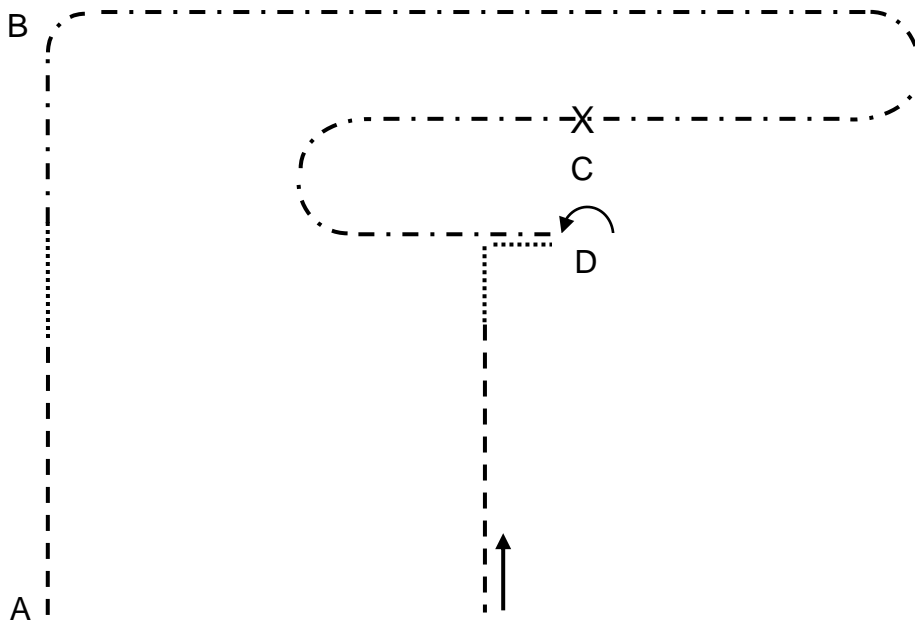
- Horses must walk or stop prior to starting pattern. Beginning at the center of the arena facing the left wall or fence. 1. Beginning on the left lead, complete two circles to the left: the first circle large and fast; the second circle small and slow. Stop at the center of the arena.
- Complete four spins to the left. Hesitate.
 - Beginning on the right lead, complete two circles to the right: the first being large and fast; the second circle small and slow. Stop at the center of the arena.
 - Complete four spins to the right. Hesitate.
 - Beginning on the left lead, run a large fast circle to the left, change leads at the center of the arena, run a large fast circle to the right, and change leads at the center of the arena.
 - Continue around previous circle to the left but do not close this circle. Run up the right side of the arena past the center marker and do a right rollback at least 20 feet (6 meters) from the wall or fence-no hesitation.
 - Continue around previous circle but do not close this circle. Run up the left side of the arena past the center marker and do a left rollback at least 20 feet (6 meters) from the wall or fence-no hesitation.
 - Continue back around previous circle but do not close this circle. Run up the right side of the arena past the center marker and do a sliding stop at least 20 feet (6 meters) from the wall or fence. Back up at least 10 feet (3 meters). Hesitate to demonstrate completion of pattern.

[R/AQHAP-13]

Pattern Provided by:

MApHA Non Pros

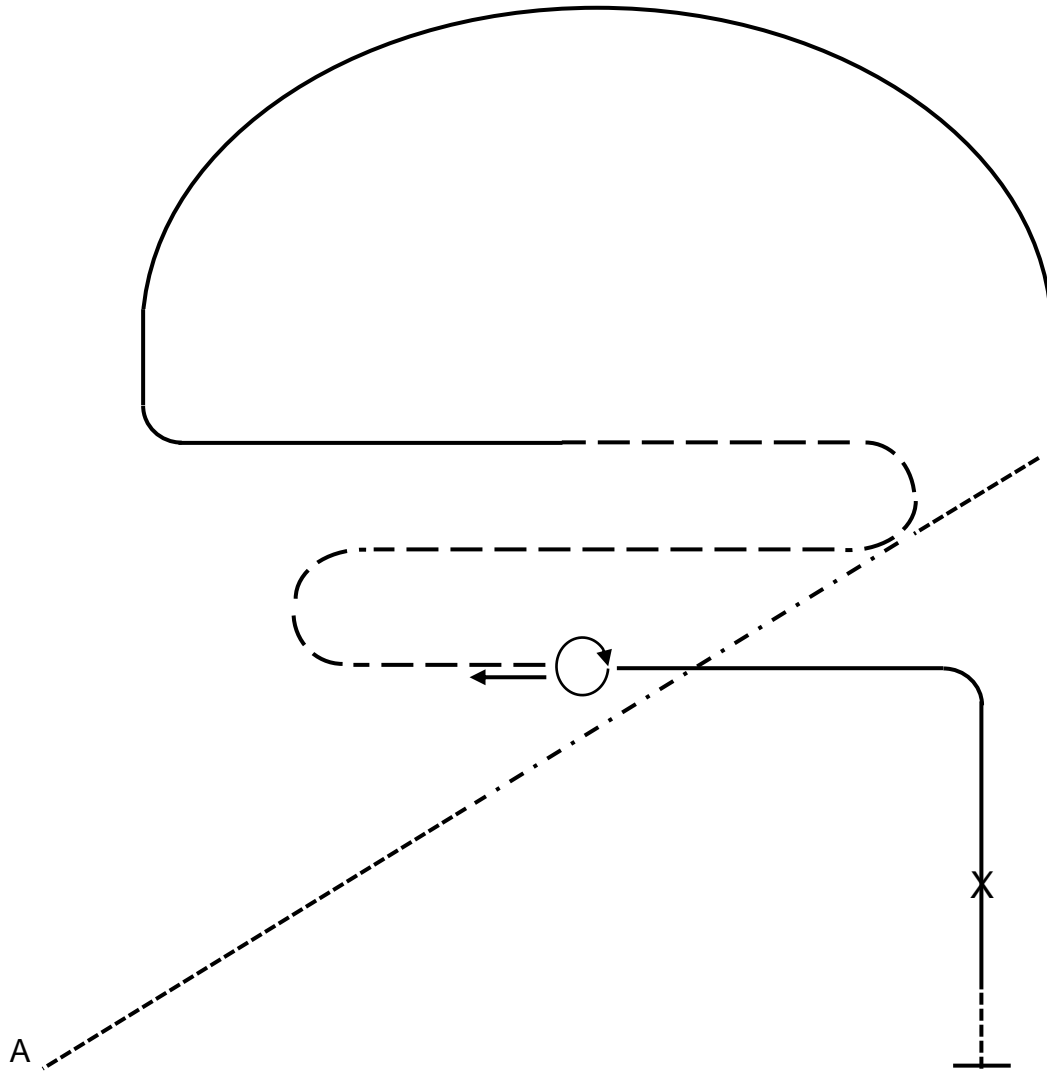
Walk Trot Huntseat Equitation



Begin at A

1. Sitting trot halfway
2. Break to walk, 4 Steps
3. Posting trot left diagonal serpentine
4. Change diagonals at C
5. Continue posting trot to D
6. Stop, 180° turn to the left
7. Walk corner
8. Sitting trot
9. Stop in line with A, back

Huntseat Equitation



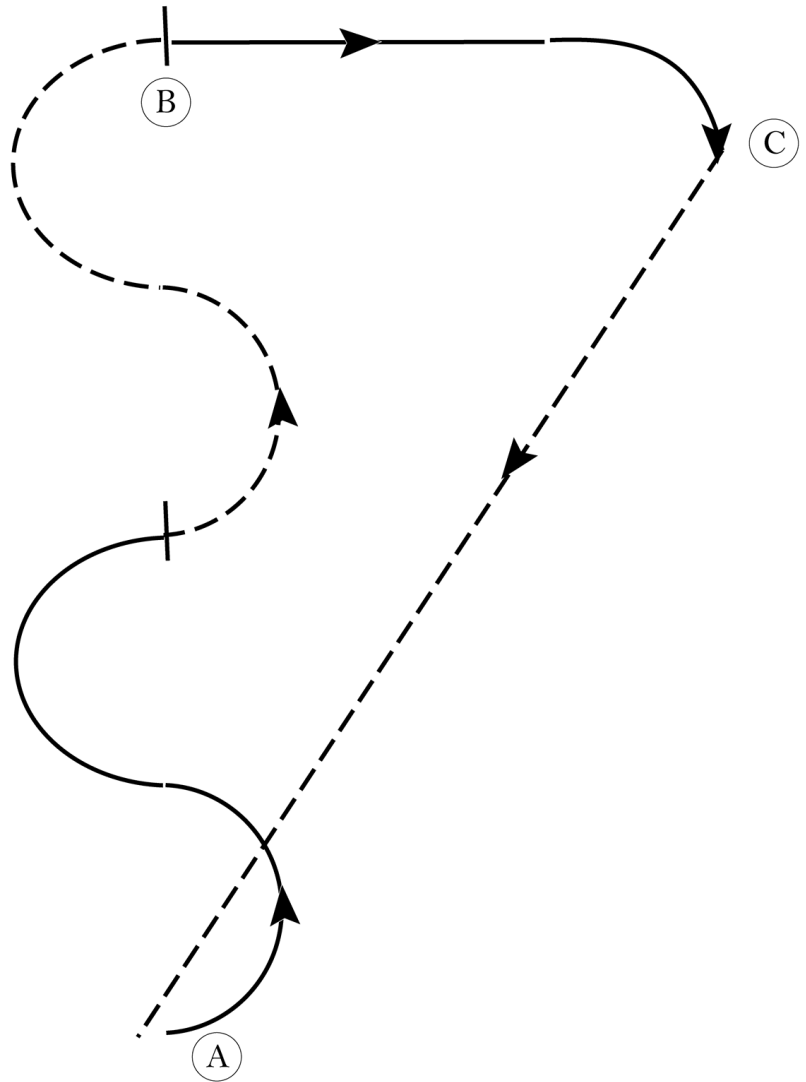
Begin at A

1. Sitting trot
2. Two point trot
3. Sitting trot
4. Left lead canter
5. Continue canter to center
6. Posting trot serpentine
7. Stop, 360° forehand turn to the right, back
8. Right lead canter, change leads at halfway to A (simple or flying)
9. Break to walk before A, stop in line with A

2024 MApHA Classic Show Saddle Seat Equitation

www.HorseShowPatterns.com

www.HorseShowPatterns.com



Begin at the in gate.

1. Canter the first half circle on the left lead.
2. Canter the second half circle on the right lead.
3. Stop briefly in the center of the arena.
4. Trot the third half circle on the right diagonal.
5. Trot the fourth half circle on the left diagonal. Stop briefly (B).
6. Canter in a clockwise direction along the rail and around curve (C).
7. Go directly into the trot and trot a diagonal line to the out gate (A) - diagonal is your option.

The workout has been completed - Thank You.

Walk
Trot	- - - - -
Extended Trot	- - - - -
Canter	—————
Lead Change	
Back	
Reference Point	(B)

[SSE/16]

Pattern Provided by:
MApHA Non Pros